

Newsletter



Friday 31st March 2023

Dear Parents/Carers,

What an amazing term this has been. Staff and pupils have worked so hard and have achieved so much this term, as you will have seen through the sheer volume of information provided on Class Dojo and via newsletters.

We rounded off the term with a lovely Celebration assembly today, where children were able to bring along their Easter bonnet creations. It was wonderful to see how much effort children (and parents) have put into this competition - I know that staff had a very tough time trying to decide on winners! Here are just a few photographs of some of the creations. Please see Class Dojo for further examples.



We have added some provisional dates for the summer term below - more information on these will follow in the summer term.

Wishing you all a wonderful Easter - thank you for your continued support to our school!

Lisa McConnell
Head of School

Calendar:

April:

Monday 3rd – Friday 14th April – Easter holidays
Monday 17th April – first day back at school (summer term)
Thursday 20th April - 3DG Visit to the library
Thursday 27th April - 3SJ Visit to the library

May:

Thursday 4th May – EYFS to Boydell's Farm
Thursday 4th May – 4KM Reading Cafe
Friday 5th May – Purple Day and the King's Coronation Day – details to follow
Monday 8th May – Bank holiday to celebrate the King's Coronation
Tuesday 9th May – Friday 12th May: Year 6 SATs Week

June:

Week commencing 12th June – sports days. More info to follow
27th & 28th June: Kip on a Ship residential (Year 5)
30th June - Trust-wide PD day (school closed)

July:

5th-7th July: Year 6 Mersea Residential
Friday 14th July – Year 6 Graduation (provisional date)
Week commencing 17th July: Transition days (provisional date)

As we move into the summer term, please see below for information about the summer uniform. Please note that if pupils are wearing the white polo shirts with a logo after Easter, no tie is required. If pupils continue to wear a shirt, a tie will be required. Expectations around school shoes remains the same as in the autumn and spring term.

Uniform Expectations

We value the importance of school uniform at Place Farm. We believe that it promotes pride, respect, self-confidence and a feeling of belonging amongst our pupils as it prevents competition between children over branded clothing.

We thank you in advance for supporting your child to wear the appropriate school uniform, including wearing black school shoes.

Please note that trainers are not part of our school uniform and therefore should not be worn to school – thank you for support with this.

Foundation Stage

Blue sweatshirt/cardigan with logo
White polo shirt
Grey trousers or skirt/pinafore (Girls may wear trousers)
Black school shoes/black, white or grey socks/ black or grey tights



Year 1 – 6

Blue sweatshirt/cardigan with logo
White collared shirt (Not polo shirt)
Tie
Grey trousers or skirt/pinafore (Girls may wear trousers)
Black school shoes/white or grey socks

Summer Uniform

Children may continue to wear their shirts and ties, skirts and trousers for the summer months, or alternatively, they may wear the summer uniform:

White polo shirt with logo
Grey tailored shorts/trousers Blue/white check summer dress or grey skirt
Black school shoes/white or grey socks

PE Kit – All Stages

White polo with logo
Blue shorts
Blue jogging bottoms (optional)
Trainers
Blue socks (optional)

Trust Consultation to Extend the Autumn Half Term Break

The Trust have confirmed that the extended half term break will go ahead on a pilot basis for the academic year 2023-2024. Please do check your emails for further information.



EXCITING NEW SPORTS CLUBS AFTER EASTER!

Prestige

Monday afterschool - Gymnastics (for all)
Wednesday afterschool - Dodgeball/ Archery (alternate weeks)(for all)
Thursday afterschool - Laser Tag (for all)
Friday afterschool - Football (Years 1-3)

Breakfast clubs as per normal (could be offered to BASC as well to extend offer)

Mr Jones will be running a football club:

Monday afterschool - Football (Years 4-6)

Letters will be sent out shortly – please check for further information

Music at Place Farm

Pupils have been thoroughly enjoying our whole school singing assemblies every Wednesday morning. They have started to learn several songs, but their favourite so far has been 'The Eye of the Tiger'!

Some pupils in Years 5 and 6 are enjoying attending our Place Farm Choir. These sessions are held weekly during their lunch break, and they are becoming increasingly confident to sing a range of songs. They are very keen to showcase the songs that they have been learning so we are hoping to be able to arrange an opportunity for them to perform to the whole school soon!



Year 1

Pupils have been introduced to the simple terms, rhythm and pulse. They have learnt about singing simple nursery rhymes together and have built on this knowledge by learning to pick out and play the pulse of a familiar song. They especially enjoyed learning to copy back and join in with simple rhythms, both using body percussion and a range of untuned instruments.



Year 2

Pupils have been learning that pitch can be controlled in singing and when playing an instrument. They have also learnt the names of new instruments and explored the sounds that these make. They have enjoyed following and creating simple musical phrases, including singing as part of a group and following simple conducting cues.

Year 3

Pupils have been exploring the history of singing through hymns, sea shanties and war songs. They have explored common themes of togetherness and unity that singing evokes, as well as reflecting on how song has been used throughout history to boost morale in difficult or oppressive situations. They especially enjoyed singing the songs 'What Shall We Do?' and 'It's A Long Way Tipperary'.



Year 4

Pupils have had the fantastic opportunity to learn how to play the Clarinet. This term some of the key skills that they have been working on are:

- Improving their posture and instrument hold for better tone
- Playing the correct fingering for a named note
- Using tonguing for articulating between 3 and 5 notes

Yesterday they had the opportunity to showcase these skills and we look forward to sharing some photographs from this with you in our next newsletter.



Year 5

Pupils have been introduced to the electronic keyboard. They have been 'tinkering' with the keyboard to learn how its functions behave, including how to select different instruments (voices) and how to manipulate the volume control. In addition, they have learnt the correct fingering position for beginners, known as the 5-finger position (middle C – G). They have enjoyed playing simple scales and melodies using this range of notes.



Rainbow

Pupils have been listening to and responding to Samba music. They especially enjoyed copying the rhythms using body percussion.



Year 3 Newsletter

Year 3 have had a busy and successful half term, full of learning and new experiences. From learning about the Ancient Egyptians in History, to the United Kingdom in Geography the children have really impressed us with their work and ever developing knowledge. Even though we are two thirds of the way through the year we are so excited for the summer term coming up. Please see below some of our learning from the last few weeks.

PE

In PE this term Year 3 have been working both inside and out, looking at Basketball and Bench ball with the excellent sports coaches. They have focused on working as a team to achieve a common goal and how to find space on a small court to achieve success. With the summer term approaching, the children look forward to Badminton and Tennis outside and going back on the field for Athletics after the Easter break.

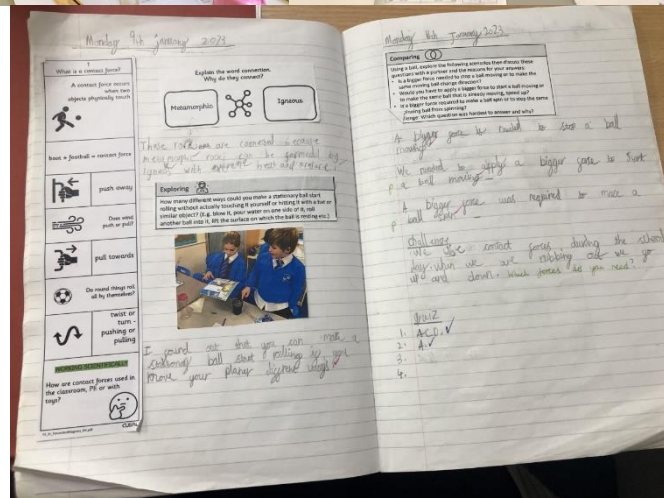

Swimming

As well as PE, Year 3 have also had a fantastic time swimming on a Friday morning where every child has improved and gained confidence in the water. Although this week is our last session, the children look forward to receiving their certificates shortly after Easter to celebrate all their efforts over the 12 weeks.



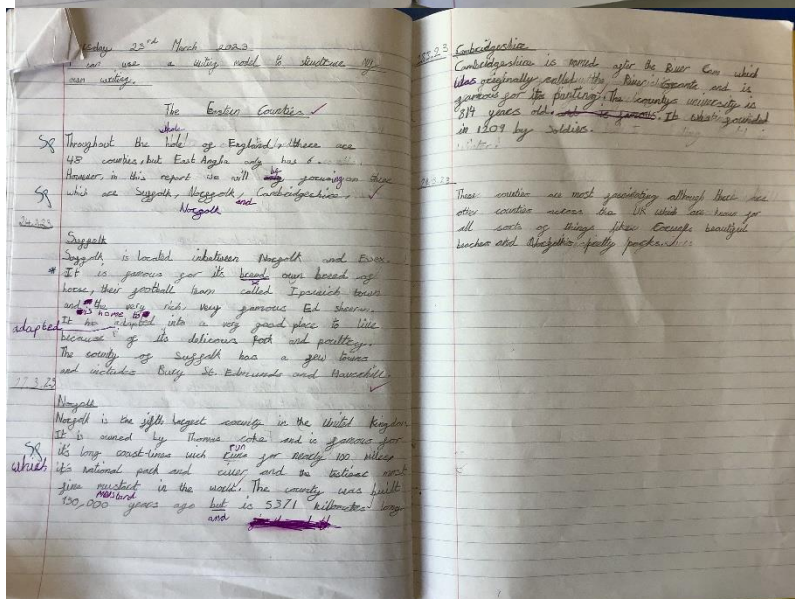
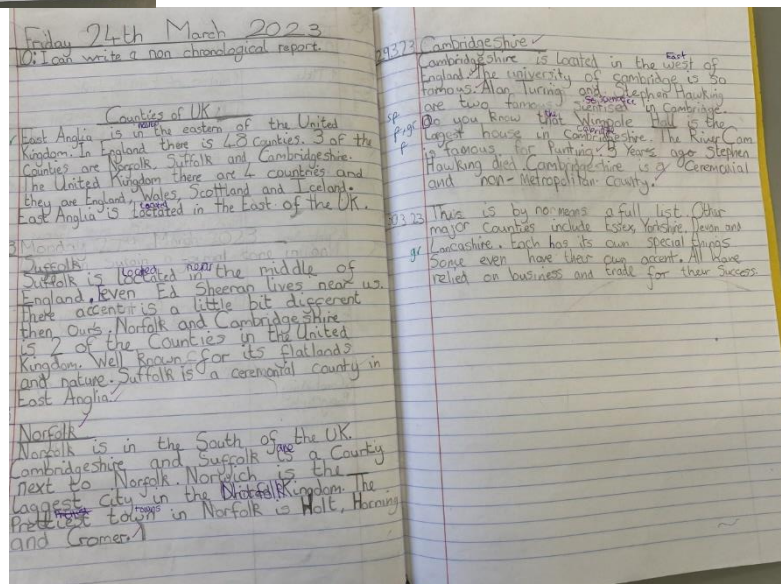
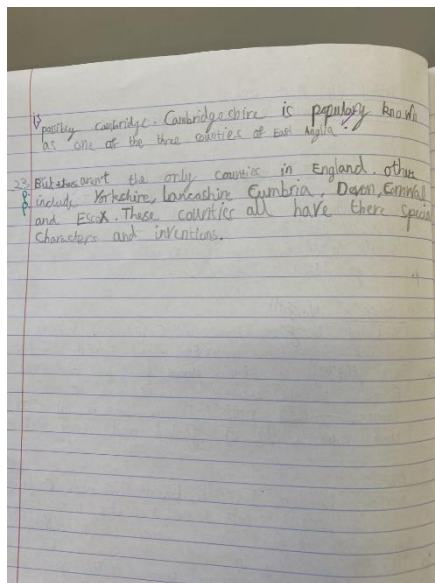
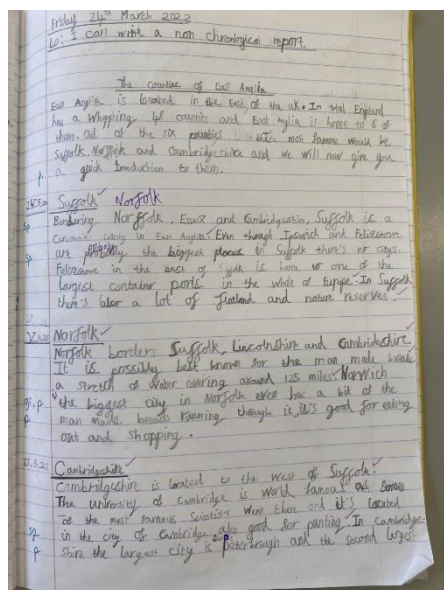
Science:

This term pupils have been looking at Forces and magnets. This has included comparing how things move on different surfaces, noticing that some forces need contact between two objects, but magnetic forces can act at a distance. They especially enjoyed observing how magnets attract or repel each other and attract some materials and not others.



Writing:

Over the past few weeks Year 3 have been working on a Non-Chronological Report based on the counties around Haverhill. Children have focused on writing skills such as using subtitles and paragraphs, formal tone within their writing and the use of conjunctions. They all look amazing, and I am sure they can all tell you an interesting fact about the three chosen counties!



Year Six visit at the Theatre Royal for 'Tiny Plays Big Ideas'

On Tuesday this week, some of the Year Sixes went to the Theatre Royal in Bury St Edmunds. This was part of the project 'Tiny Plays, Big Ideas'. The children have been involved in two workshops, based at school, where they had the chance to write their own plays. As the finale, they had the amazing opportunity to visit the Theatre Royal to see some of their plays performed by actors and actresses. The children all thoroughly enjoyed it – some of what they said is listed below:

"I didn't want the show to end!"

"I can't believe our names were in the credits at the end!"

"We absolutely loved it!"

"I didn't stop laughing the whole way through!"

Here are some photos from the day:



Hollie Guard App

This app allows you to keep an eye on your child while they are traveling using the Journey feature. Whenever they use this feature, their emergency contacts are informed when they have arrived at their destination.

With the free version, users can also use this app to get help quickly if they are in danger. If a user is in danger, they hold down the button for 5 seconds to raise an alert, which activates Hollie Guard and automatically sends their location to their designated contacts. Visit their website for further information: <https://hollieguard.com/>

Emergency SOS calls

You can set up emergency SOS calls on your iPhone/Android, so it calls the emergency services even when your phone is locked. Here's how to set it up:

iPhone


At the same time, press and hold the side button and either volume button until the sliders appear. Once the countdown on Emergency SOS ends, release the buttons. You can also enable iPhone to start Emergency SOS when you press the side button five times.

Android

Press the power button five times or more. A five-second countdown begins before emergency services are called.

TikTok

You must be over 13 years of age to use TikTok. Some of the videos on TikTok may not be appropriate for your child to view and there is also the risk of strangers contacting your child. If your child is using TikTok then make sure the appropriate security/privacy settings are on.



Account set up

By default, accounts for people under 16 are set to private at the start and we would recommend keeping it as this. This means your child can approve follower requests. You can read more about the other settings available (such as switching off comments and switching on restricted mode) here:

<https://support.tiktok.com/en/account-and-privacy/account-privacy-settings>

Inappropriate content, themes and challenges on TikTok



Whilst against TikTok's guidelines, explicit and inappropriate content can be found on this platform, for example nudity/sexual content and hate speech. We often see viral challenges on TikTok, some of which can be dangerous. If your child is using TikTok, chat to them regularly about what they are viewing and to ensure they know not to try challenges they see online.

Family Pairing

This allows you to link your own account to your child's account. You can then set controls such as restricted mode (limit the appearance of content that may not be appropriate) and screen time management. You can find out more here: <https://www.tiktok.com/safety/en/guardians-guide/>

Blocking and Reporting

Ensure your child knows how to use the safety features available to them. You can find out more here: <https://support.tiktok.com/en/safety-hc/report-a-problem>

Bullying on TikTok

This article makes suggestions on appropriate settings as well as how to deal with bullying: <https://www.tiktok.com/safety/en-sg/bullying-prevention/>

Tech Tips Live with Parent Zone

You can watch back this 13-minute broadcast from Parent Zone (originally broadcast Jan 2023) which discusses what you need to know if your child is using TikTok. It's an excellent overview including how algorithms work on social media. You can access it here: <https://parentzone.org.uk/tech-tips-live>

Please see uploaded version on Class Dojo to access the links.

Roblox what are jump scares?

About Roblox

PEGI rate Roblox with a Parental Guidance label (icon shown right), this is because of the huge level of user generated content within Roblox. It is rated for 'Teens' on Google Play and 12+ on the App store.



You can either use Roblox to create games or play games that other users have created. As a lot of the content is user generated, it may mean not all games will be suitable for your child to view/play. It is important to set up Parental controls appropriate to your child.

What our jump scares?



Jump scares are often used in horror games on Roblox with the intention of scaring and frightening players, this could be through loud noises, frightening images or sudden movements. Some players may find jump scares frightening.

What Parental Controls are available?

Settings include:

- restricting chat
- setting spending limits and spending notifications
- enabling age-based experiences. If you enable Allowed Experiences, your child will only be able to join experiences that match or are below the age recommendations set. Age categories available are 9+, 13+ and all ages.
- view what your child is doing on Roblox, including recently played experiences, private message history and their friends.

You can find out more about the different settings available here:
<https://en.help.roblox.com/hc/en-us/sections/4410604750996-Account-Settings>

Discussion Guides from Thorn

Thorn was co-founded by Ashton Kutcher and Demi Moore in 2012. It includes Thorn for Parents which contains a wide selection of discussion guides, designed to empower you to start conversations with your child. You can filter the guides by topic and age e.g., talk to your 9 year old about screen time or your 14 year old about the issue of resharing nudes. Each guide includes an introduction, how to start talking about the topic as well as an interactive conversation script based on your child's response.

You can find them here:
<https://parents.thorn.org/discussion-guides/>



Nintendo Switch setup

If your child has a Nintendo Switch, have you set up the parental controls yet? You can either set parental controls up on the console itself or if

you have a phone (or other smart device), Nintendo have created a free app that you can download and link to your console. We would recommend this app as you are able to monitor what your child is playing from your phone.

The app allows you to adjust various settings, including:

- Limit play time
- Restrict communication with others
- Restrict allowed games by age

You can find out more here:
<https://www.nintendo.co.uk/Support/Nintendo-Switch/How-to-Set-Up-or-Adjust-Nintendo-Switch-Parental-Controls-1494771.html>

Hanni and the Magic Window

Childnet have published a new book titled 'Hanni and the Magic Window'. Aimed at children aged 3-7, the story is about speaking out and getting help if something goes wrong online. It is a terrific book to read at home with your child. Download a copy here:

<https://www.childnet.com/blog/take-an-adventure-through-online-safety-with-our-new-book-hanni-and-the-magic-window/>

Barclay's Code Playground

Help your child to develop their understanding of coding by taking part in the fun activities or video sessions on Barclay's Code Playground:

<https://barclayscodeplayground.co.uk/parents-homepage-bdl/>

Wonderland town trail

Running throughout April in Haverhill town centre



The Mad Hatter needs 10 things to make his tea party the best – can you find them in the windows of town shops?



Pick up a map from Haverhill Library or Haverhill Arts Centre.

Once you've completed the trail – or found at least 6 items – hand your card back to either location to be in with a chance of winning a prize. All returned entries receive a small treat for taking part!



**GET
SUFFOLK
READING**



TEEN CHALLENGE

For young people aged 11 - 16

3RD - 14TH APRIL

Depending on location

Example activities such as

Axe Throwing
Combat Archery

Snorkeling

Cooking

Cinema Trip

Hot lunch and snacks included

BOOK NOW



www.acleisure.com/HAF

FREE
For those eligible for free
school meals or meet eligibility
criteria



SWIM & FREE LUNCH

Swim & lunch will run in the school holidays providing a FREE swim and nutritious meal for those eligible for free school meals in the holidays
* those in other hardships.

3rd - 14th APRIL

* Subject date applied

Bury Leisure Centre
Haverhill Leisure Centre
Mildenhall Hub
Newmarket Leisure Centre
Kingfisher Leisure Centre
Hadleigh Pool & Leisure

To book:

Email: HAF@acleisure.com

Call: 01284 757473

For more info, visit
www.acleisure.com/HAF



West Suffolk
Council



HAVERHILL BASKETBALL CLUB EASTER HT CAMP

3RD & 4TH OF APRIL

9am - 3pm both days

**For Boys &
Girls**

PRIZES
skill games,
shooting games

LOCATION

**SAMUEL WARD ACADEMY,
CHALKSTONE WAY,
CB9 OLD**

**8 -13 YEAR OLDS
£10 PER DAY OR £20 FOR BOTH**

**To Register pls email:
wswolvesheadcoach@gmail.com**



March 2023

Dear Parent/Carer

Suffolk County Council is pleased to confirm a further discretionary grant is available to support low-income families over the Easter holiday. The grant will be ordered by your child(ren)'s school and will be issued as a £30 Edenred supermarket voucher for each eligible child. The grant is to help families with their essential living costs during the school holiday.

Please note that this grant will be issued to you via the email address that the school holds for you so please ensure that this address is up to date.

The voucher must be spent before the expiry date as failure to redeem by that date will mean you cannot be reissued, and you will lose the grant.

We hope that this discretionary grant goes some way to help in supporting your family during the school holiday, whether buying food or freeing up some income to go towards energy and water bills or other essential living costs.

If you are financial struggling and require additional support, further information can be found at: www.suffolk.gov.uk/community-and-safety/communities/healthier/cost-of-living-support/.

Yours faithfully

Suffolk County Council